

SL-2010

Single Needle Straight Lock Stitcher
with thread trimmer



Model

SL-2010-□0 □

	Function				Application	
	Thread trimmer	Quick back	Thread wiper	Presser foot lifter		
1	○	-	-	-	1	Thin materials
4	○	○	○	-	3	Medium materials
B	○	○	○	○(Built-in)	5	Heavy materials

Specifications

		-1	-3	-5
Application		Thin materials	Medium materials	Heavy materials
Max. speed		4,000 rpm	5,000 rpm	3,500 rpm
Max. stitch length		4.2 mm		5 mm
Needle bar stroke		31 mm		35 mm
Thread take-up stroke		57.4 mm		61 mm
Height of presser foot	Manual	6 mm		
	Knee	13 mm		
	Auto	10 mm		
Feed dog	Type	4 row		4 row (rough)
	Height	0.8 mm		1.2 mm
Needle		DB x 1 #11		DB x 1 #22
Hook		Rotary hook for thread trimming		
Lubrication		Fully-automatic lubrication		
Bed size		476 x 178 mm		
Arm pocket size		266.5 x 134.5 mm		

Operating panel

BF-100



BF-40



BF-20



BF-0



Panel operation guide

Basic function

Panel		BF-100	BF-40	BF-20	BF-0
Switch					
AUTO	Automatic sewing	○	○	○	-
	Start backtack (0-9)	○	○	○	-
	End backtack (0-9)	○	○	○	-
	Continuous backtack (0-9)	○	○	-	-
	Correction sewing	○	○	○	-
	Half stitch	○	○	○	-
	Sewing speed setting	○	○	○	-
	Slow start sewing	○	○	○	-
	Needle up stop / Needle down stop	○	○	○	-

Pattern sewing

Panel		BF-100	BF-40	BF-20	BF-0
Switch					
	Normal lock stitch	○	○	○	○
	Fixed stitch (1-99)	○	○	○	-
	Name label stitch (1-99)	○	○	-	-
	Pleats presser stitch (1-99)	○	○	-	-
PATTERN	Pattern stitch	○	-	-	-

Pattern setting

	Automatic thread trimming	○	○	○	-
	Automatic presser foot lifting	○	-	-	-
BACK	Back stitch	○	-	-	-
CONTINUE	Continuous stitch	○	-	-	-
DELETE	Step deletion	○	-	-	-
INSERT	Step insertion	○	-	-	-
FREE	Temporarily cancel programming sewing	○	-	-	-

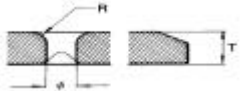
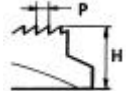
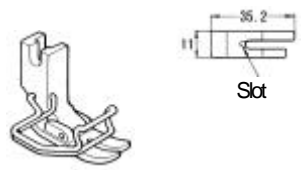
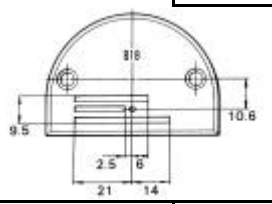
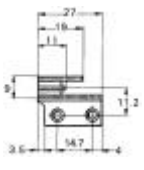
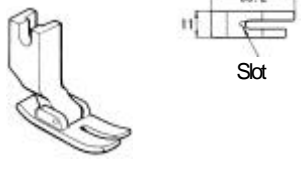
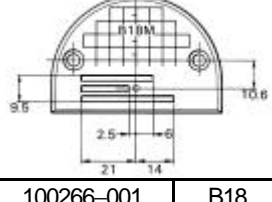
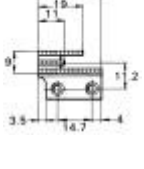

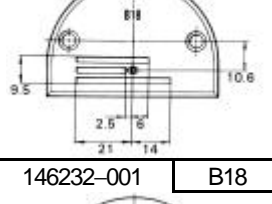


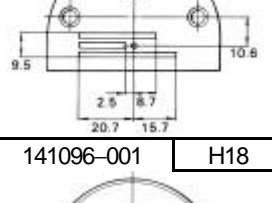
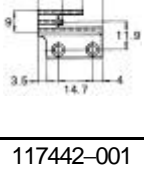

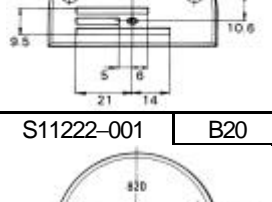
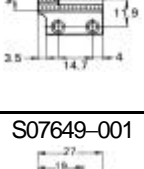
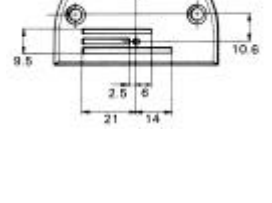
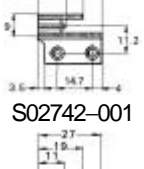
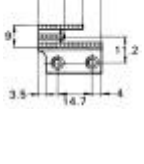
GAUGE PARTS LIST

3ROW

Application	Needle plate				Feed dog			Presser foot assy
	φ	R	T		P	H		
Thin & Medium materials	1.2	0.2	2.1		1.15	6		S36902-021 Slot
	1.4	0.2	2.1					153037-201 Slot
	1.4	0.2	2.1					S36905-001 Chamfering (L)
	1.6	0.2	2.1					113280-101 Chamfering (L)
	1.4	0.2	2.8		1.15	6.7		S38187-001 Chamfering (S)
	1.4	1	2.8					140957-101 Chamfering (S)
	1.6	0.2	2.8		1.6	6.7		S01904-001
	1.6	1	2.8					

GAUGE PARTS LIST

3ROW

Application	Needle plate				Feed dog			Presser foot assy		
	phi	R	T		P	H				
Medium Materials	1.8	0.2	2.8	145971-001	B18	1.15	6.7	S07649-001	S36902-001	
										
	1.8	0.2	2.8	S29645-001	B18M	1.6	6.7	S02742-001	153037-201	
										
	1.8	1	2.8	100266-001	B18				S36905-001	
										
1.8	0.2	2.1	146232-001	B18	1.15	6	146231-001	113280-101		
										
1.8	1	2.8	141096-001	H18	1.15	6.7	117442-001	140957-101		
										
2	0.2	2.8	S11222-001	B20	1.15	6.7	S07649-001			
										
					1.6	6.7	S02742-001			
										

GAUGE PARTS LIST

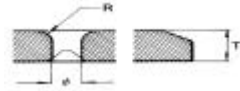
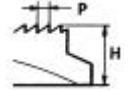
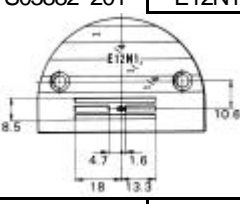
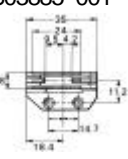

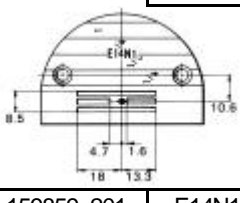

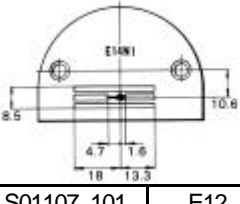

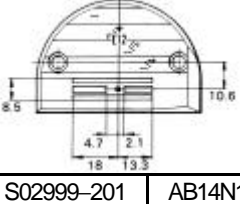

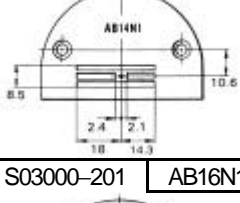
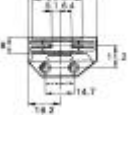

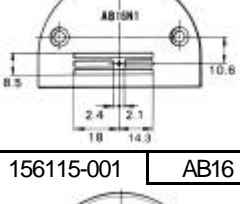
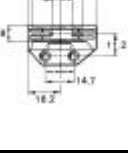

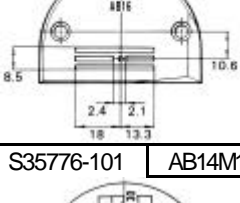
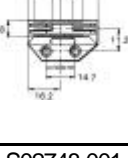

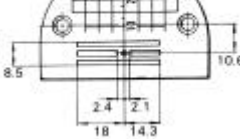
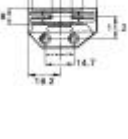

3ROW

Application	Needle plate				Feed dog			Presser foot assy						
	ϕ	R	T		P	H								
Heavy materials	2.2	1	2.8	100267-001	B22	1.6	6.7	S02743-001	S36904-001			These presser foot have chamfering corner on the needle location		
	2.6	1	2.8	111241-001	B26				145157-101			These presser foot have chamfering corner on the needle location		
	2.6	1 (Slot)	2.8	147245-001	B26				S36905-001			Chamfering (L)		
	2.6	1	2.8	111508-001	C26	1.6	6.8	154742-001	113280-101			Chamfering (L)		
	2.6	1 (Slot)	2.8	147322-101	C26				2.1	6.7	S02743-001			
	2.6	1	2.8	S29644-001	C26M									

If a feed dog measuring 11.9 mm from the screw hole center to tooth center is used, shift the feed bar crank and feed lifting crank 0.7 mm to the left.

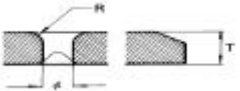
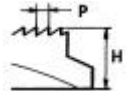
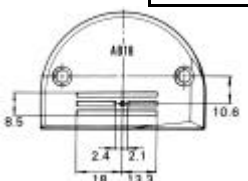
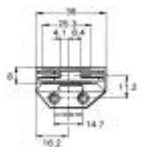
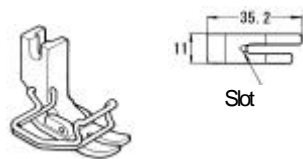
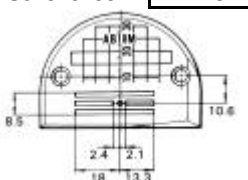
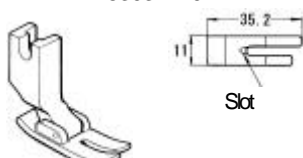
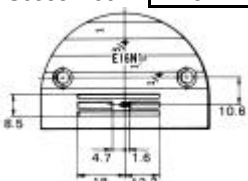
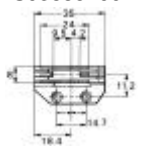
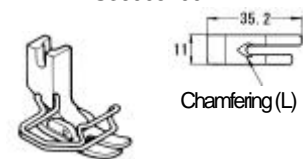
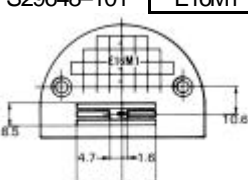
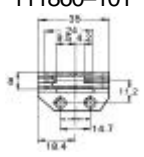
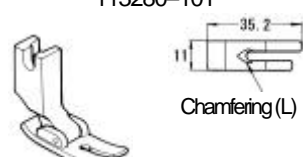
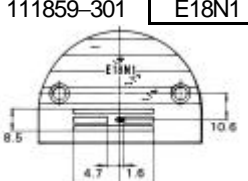
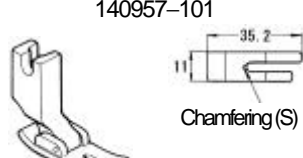
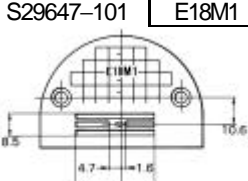
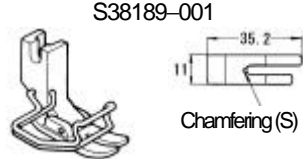
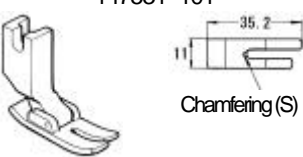
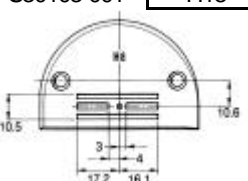
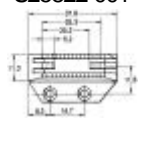
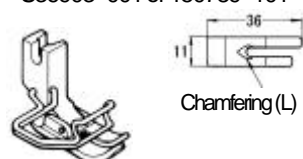
GAUGE PARTS LIST

4ROW

Application	Needle plate				Feed dog			Presser foot assy
	φ	R	T		P	H		
Thin & Medium materials	1.2	1	2.1		0.9	6		S36902-021  Slot
	1.4	1	2.1					153037-201  Slot
	1.4	1 (Slot)	2.1					S36905-001  Chamfering (L)
	1.2	1	2.1					113280-101  Chamfering (L)
	1.4	0.2	2.1		0.9	6		140957-101  Chamfering (S)
	1.4	0.2	2.1		1.15	6		S38189-001  Chamfering (S)
	1.6	0.2	2.8		1.6	6.7		147531-101  Chamfering (S)
Shin-gosen	1.4	0.2	2.1		0.9	6		S38190-001 or S35777-001  Slot

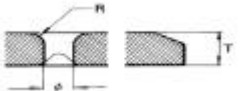
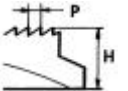


GAUGE PARTS LIST

4ROW

Application	Needle plate				Feed dog			Presser foot assy
	ϕ	R	T		P	H		
Thin & Medium materials	1.6	0.2	2.8		1.6	6.7		S36902-001 
	1.8	0.2	2.8					153037-201 
	1.6	1	2.1		0.9	6		S36905-001 
	1.6	1	2.1		1.15	6		113280-101 
Medium materials	1.8	1	2.1					140957-101 
	1.8	1	2.1					S38189-001 
								147531-101 
	1.8	1	3.2		1.8	6.8		S36903-001 or 150789-101 

GAUGE PARTS LIST

4ROW

Application	Needle plate				Feed dog			Presser foot assy	
	phi	R	T		P	H			
Heavy Materials	2.6	1	32	150792-001	H26	1.8	6.8	150793-001	S36903-001  Chamfering (L)
	2.6	1	32	S25821-001	H26	1.8	6.8	S25822-001	150789-101  Chamfering (L)